



ComTel India

Committed to Software Solutions

WELCOME TO COMTEL INDIA

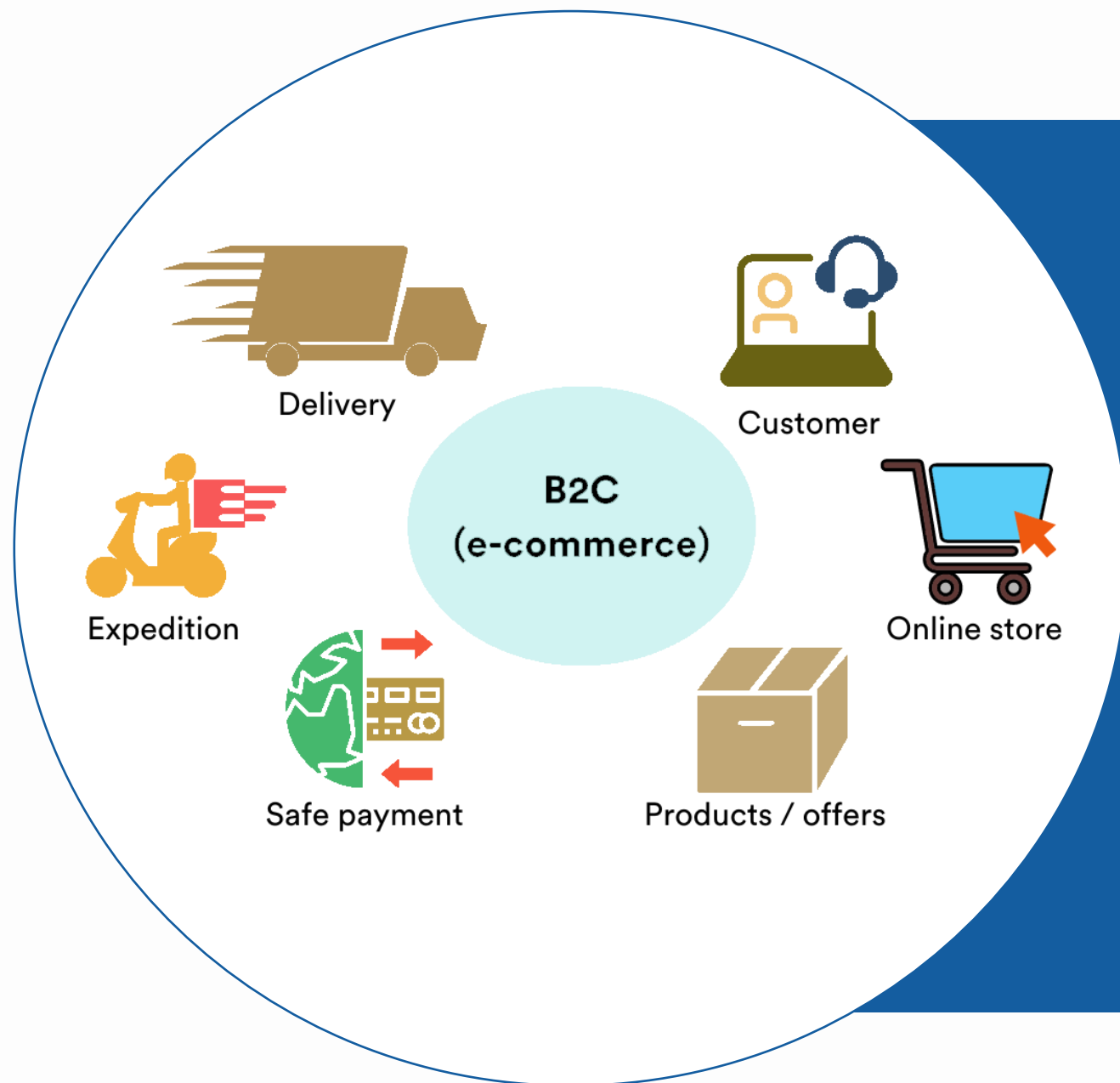
We are tech enthusiasts, inventors and problem solvers
dedicated to turning your concepts into innovative
digital solutions



www.comtel-india.net



B2C E-COMMERCE WEBSITE



INTRODUCTION

We offer E-Commerce solutions for both large and small enterprises, as well as B2C business activities. E-Commerce business is a great way to raise brand awareness, build trust and make the sale. Business-to-consumer (B2C) service is all about selling products and services to consumers. It involves creating and distributing relevant and valuable products to the right audience. Business-to-consumer selling products and services directly to consumers, with no middle person. B2C typically refers to online retailers who sell products and services to consumers through the internet.

KEY FEATURES OF B2C WEB PORTAL



User Friendly Interface



An Easy-to-Use Checkout



Search and Sort to Find Easily



Multiple Payment Options



Reviews & Feedback



Offers & Coupons



Panel for Admin, OPS and User



Fully Responsive & Secure



Easy Product Management



Blogs

MODULES



01

FRONT END

02

ADMIN MODULE

03

OPS MODULE

04

SEO MODULE

05

USER MODULE

FRONT END



Front-end web development is the development of the graphical user interface of a website, through the use of HTML, CSS, JavaScript, and various frameworks / libraries of them, so that users can view and interact with that website.

FRONT END FEATURES

HOME




The homepage is where all the action happens on your site. It's the first thing visitors see, and it determines if an individual will browse around or say goodbye.

SERVICES



Your services page is one of the most critical pages on your website whose purpose is to not only reveal what you offer but how your company stands out from the rest.

ABOUT



This is a web page that allows visitors to get quickly informed about the company, product, or person behind the website.

PRIVACY POLICY




A privacy policy is a document that explains how an organization handles any customer, client or employee information gathered in its operations.

CONTACT



Communication helps build solid relationships with your customers. You get to learn about their needs and desires as it relates to your products. Plus, it opens the door to receiving critical feedback.

FAQS



It stands for frequently-asked questions, and it's a page on a website that gives quick answers to customer questions. The idea is to keep the answers short and direct so that people find info quickly.

FRONT END FEATURES

RETURN POLICY



A return policy lays out how long a customer has to return items, in what condition the items must be, if they need a receipt and whether they will receive cash or store credit. Without a return policy, there can be disagreements over when and what can be returned or exchanged at the store.

TERM & CONDITIONS



Your services page is one of the most critical pages on your website whose purpose is to not only reveal what you offer but how your company stands out from the rest.

BLOG



A website's blog page accomplishes several goals, such as delivering high-quality material, enhancing SEO, drawing in new clients, and fostering audience trust.

REWARDS



Customers may manage their participation in loyalty programs and learn more about them via a rewards website.

TV COMMERCIAL



A brand's TV ads are showcased in a specific TV commercial, which is frequently utilised to increase brand recognition and website traffic.

NEW RANGE



Usually using a landing page approach to create anticipation and encourage conversions, a "New Range" page is used to highlight new goods or services.

FRONT END FEATURES

EXPERINCE CENTER



An "Experience Centre" usually displays a business's amenities and customer experience approach.

CATEGORY



A category page is a page that sits above your product pages in your site hierarchy. It is essentially a topic page for a group of products. It helps a user navigate to the section of your site they want and find the specific product types they are looking for.

PRODUCT



A product page is a page on a company website that showcases the product inventory a customer is able to buy. It's a page that helps customers decide what they want to buy according to different specifications like price, features, reviews, and product comparison.

PRODUCT DETAILS



A product detail page (PDP) is a web page on an eCommerce site that presents the description of a specific product in view. The details displayed size, colour, price, shipping information, reviews, and other relevant information customers may want to know before making a purchase.

SHOPPING CART



Obviously, this page is also another part of an e-commerce platform. As well as in the process of real shopping, buying things online users save the items in the cart, and on this page, they should easily find the way to complete the purchase.


CHECKOUT



Usually using a landing page approach to create anticipation and encourage conversions, a "New Range" page is used to highlight new goods or services.

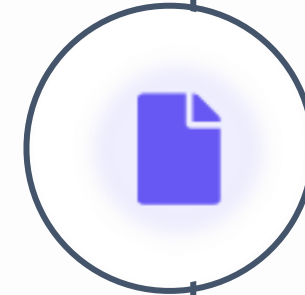
FRONT END FEATURES

ORDER OVERVIEW



The Order Overview page is where customers can view the complete details of their order, and then pay for their order.

USER REGISTRATION




The registration page can be found on websites where users sign up and create personalized accounts.

USER LOGIN



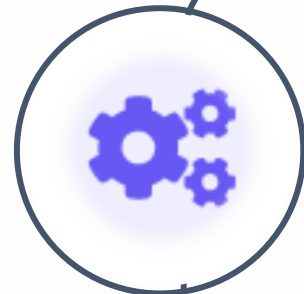
A login page is a web page or an entry page to a website that requires user identification and authentication, regularly performed by entering a username and password combination.

ORDER INFORMATION



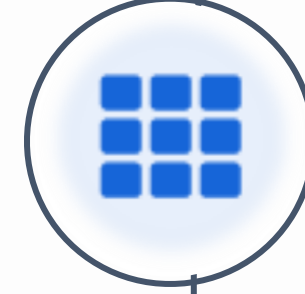
An essential component of online purchasing is an order confirmation page, also referred to as a thank-you page.

OFFERS



In order to boost engagement and encourage conversions, a "offers" page acts as a primary location for showcasing exclusive offers, discounts, and promotions.

ADDITIONAL FEATURES



New Range

Blogs

Rewards

Tv Commercial

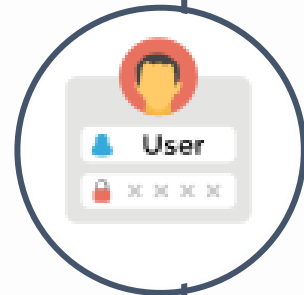
ADMIN MODULE



The website's owner, often known as the administrator, is in control of its functioning. The administrator may manage all product information, such as adding product categories, deleting product categories, product images, and product descriptions etc... Admin is also in charge of the operation OPS, merchant, and SEO accounts. Modules that are part of the admin module includes the following

ADMIN MODULE FEATURES

ADMIN LOGIN



A shop page is a page that provides a list of products that are offered on the website to the customer.

ADMIN PROFILE



In this section, admin can access their information, edit it, or change their password.

OPS ACCOUNT CREATION



In this section, admin may create, update, view and change the password of ops account details by entering accurate information.

MERCHANT ACCOUNT CREATION



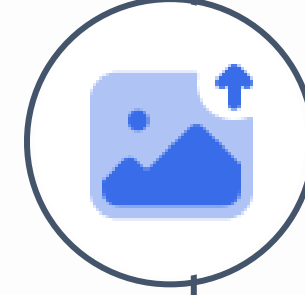
In this section, admin may create, update, view and change the password of merchant account details by entering accurate information.

SEO ACCOUNT CREATION



In this section, admin may create, update, view and change the password of seo account details by entering accurate information.

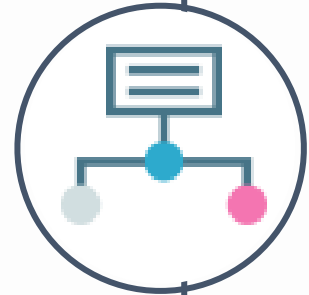
UPLOADD BANNER



In this section, admin can update the banners that appear on the website's index page.

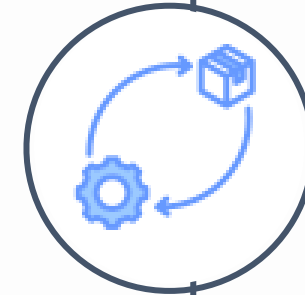
ADMIN MODULE FEATURES

CATEGORY CREATION



In this section, admin may create, update, view and change the status of categories by entering accurate information.

UNIT CREATION



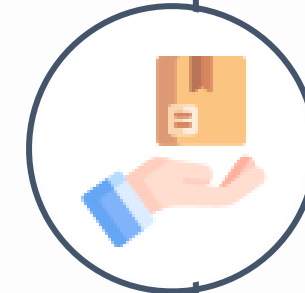
In this section, admin may create, update and view unit details by entering accurate information.

SIZE CREATION



In this section, admin may create, update and view size details by entering accurate information.

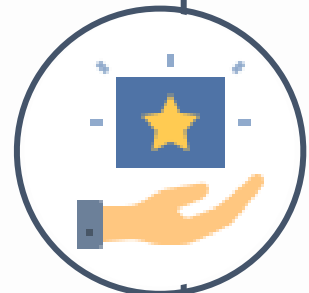
OPTION CREATION



In this section, admin may create, update and view option details by entering accurate information.

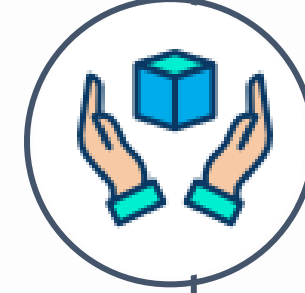
Option is essentially an additional or add-on field that may be used to provide some other information about the product such as color, shape, etc...

BRAND CREATION



In this section, admin may create, update and view the brands by entering accurate information.

PRODUCT CREATION



In this section, admin may create, update and view the products by entering accurate information.

ADMIN MODULE FEATURES

UPLOAD PRODUCT IMAGE




In this section, admin may upload the images of products in jpeg, jpg or in Png format.

PRODUCT DETAIL CREATION



In this section, admin may create, update, view and change the status of product details by entering accurate information.

UPDATE CONTACT DETAILS



In this section, admin may update and view the contact details that is shown on the website by entering accurate information.

CUSTOMERS ACCOUNT



In this section, admin can access the information of users who have registered with us or created an account on our website.

Using this section, admin can also disable or block a specific user's account.

COUNTRY / STATE CREATION



In this section, admin may create, update, view and change the status of country / state details by entering accurate information.

REPORT SECTION



A report section is a specific location where visitors may see and download different publications or reports pertaining to the subject matter of the company or website.

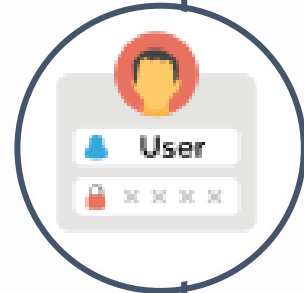
OPS MODULE



An order processing system i.e., ops capture requests data from user service employees or from users directly, and stores the data in a central database and sends order information to the accounting and shipping departments, if applicable. The order management cycle is an end-to-end process that begins when a user purchases a product and continues through delivery and sometimes returns. Modules that are part of the ops module includes the following:

OPS MODULE FEATURES

OPS LOGIN



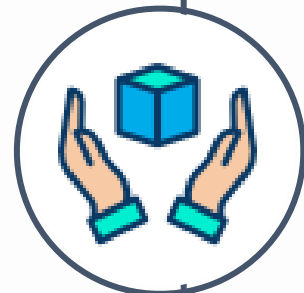
This form is used for login of ops of the system. In this form ops enter their ops id and password (provided by admin) if both are correct the ops panel or section will open otherwise if any of data is wrong it will get redirected back to the ops login page and again ask for correct ops id and password.

OPS PROFILE



In this section, ops can access their information and change their password.

PRODUCT CREATION



In this section, ops may create, update and view the products by entering accurate information.

UPLOAD PRODUCT IMAGE



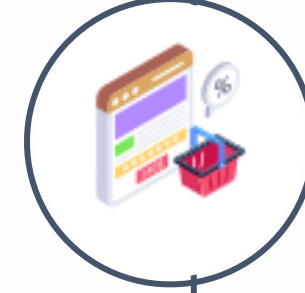
In this section, ops may upload the images of products in jpeg, jpg or in png format.

ORDER DETAILS



In this section, ops may view the details of products that has been delivered to the user.

PRODUCT DETAILS CREATION



In this section, ops may create, update, view and change the status of product details by entering accurate information.

OPS MODULE FEATURES



USERS ACCOUNT

In this section, ops can access the information of users who have registered with us or created an account on our website.

Using this section, ops can also disable or block a specific user's account.



REPORT SECTION

OPS is responsible for processing customer orders

OPS can view a list of items purchased by customers through their website.

OPS can also see the detailed information of order purchased by customer.

OPS can modify the status of an orders to pending, processed, or delivered.

Under certain conditions, the ops may cancel the customer's order.

SEO MODULE



SEO is the practice of increasing the quantity and quality of traffic to your website through organic search engine results. SEO helps you rank higher in search results and garner more visibility online, making potential customers more likely to click over to your site and convert. Modules that are part of the Seo module include the following

SEO MODULE FEATURES



SEO LOGIN

This form is used for login of SEO of the system. In this form SEO enter their SEO id and password (provided by admin) if both are correct then SEO panel or section will open otherwise if any of data is wrong it will get redirected back to the SEO login page and again ask for correct SEO id and password.



ADD META KEYWORDS


In this section, Seo can create, update, delete and view meta keywords by entering accurate information.

Using this section, Seo can also see the list of meta keywords.

Using this section, Seo can also change the status of meta keywords.

Using this section, Seo may also determine how frequently meta keywords repeat.

USER MODULE



The term “user” refers to a visitor to our site who wants to purchase or get quote of products. Modules that are part of the user module include the following


USER MODULE FEATURES

USER LOGIN



This form is used for user login. In this form user enter their registered email id and password if both are correct then the user panel or section will open otherwise if any of data is wrong it will get redirected back to the user login page and again ask for correct email id and password.

USER PROFILE



In this section, user can access their information, edit it, or change their password.

ORDER DETAILS



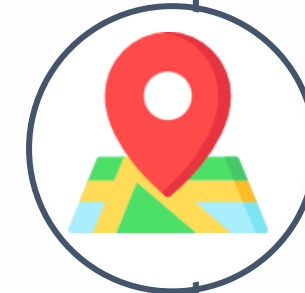
In this section, user may view the list of the orders that he/she purchased or ordered.
Using this section, user may also see the complete details of their order.
Using this section, user may also cancel their order under some circumstances

CART MODULE



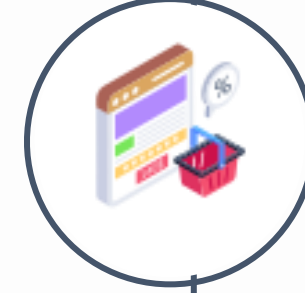
This section shows the list of products added to the cart by the user. Users can add products of their choice to cart and can see the individual product details and its price. Users can also remove the products if it is not required and add some other products.

ADD ADDRESS



In this section, user can add, update and view their address details by entering accurate information.

ORDER HISTORY



In this section, user can check the order history

ADDITIONAL FEATURES / SERVICES

PAYMENT GATEWAY INTEGRATION



The primary role of a payment gateway is to translate encrypted financial information from one bank to another. This is what makes online credit card gateways integral in providing secure payment methods and preventing fraud. Essentially, it ensures the smooth transaction of funds between customer and business.

SMS SERVICE



This section shows the list of products added to the cart by the user. Users can add products of their choice to cart and can see the individual product details and its price. Users can also remove the products if it is not required and add some other products.

GMAIL / OUTLOOK MAIL INTEGRATION



The primary role of a payment gateway is to translate encrypted financial information from one bank to another. This is what makes online credit card gateways integral in providing secure payment methods and preventing fraud. Essentially, it ensures the smooth transaction of funds between customer and business.

DELIVERY SERVICE INTEGRATION



This section shows the list of products added to the cart by the user. Users can add products of their choice to cart and can see the individual product details and its price. Users can also remove the products if it is not required and add some other products.

B2C CLIENTS



CONTACT US



-  389, Ground Floor, Purani Tehsil, Opp. Vishwakarma Chowk, Roorkee - 247667 Distt. Haridwar Uttarakhand, India
-  (+91) 9897300229 / 9557281828
-  info@comtel-india.net
-  www.comtel-india.net

